

Y8 Days Out

Languages, Literacy
and Communication

English



Y8 Days Out Creative Challenge Tasks

Vlog

Record a series of video diaries for a "holiday at home".
OR
Produce a video providing tips on "how to survive the summer holidays!"

Advert

Design an advert for a new theme park ride.

Narrative

Write a story about a day out where events did not go to plan.
OR
Write a poem describing a trip or ride at a theme park.

Play script

Write a scene in which one character tries to persuade a reluctant friend to try a new and "thrilling" ride at a theme park.



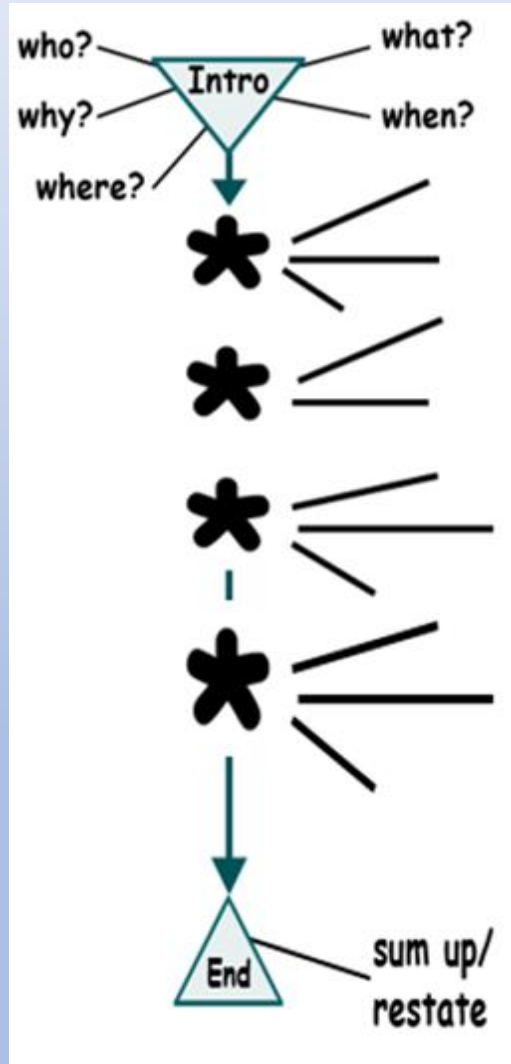


Advertising a local attraction

Task: Create a mind-map. How many local visitor attractions can you think of?



Writing task: You wish to build a visitor attraction within Powys. **Write a proposal to your local council explaining what you plan to build and how it will be a positive addition to the area.**



Introduction

What are you going to build?

Public Opinions/Concerns

Benefits for the Community

Conclusions and Recommendations

Task: Complete your own planning skeleton.

Oracy task:
Group discussion -
Take part in a local council meeting to consider a range of proposals for local attractions.

SUCCESS CRITERIA

Challenging

- ✓ Make a range of contributions during the discussion
- ✓ Explain your opinions clearly
- ✓ Listen carefully and respond appropriately to the viewpoints of others (say if you agree or disagree and why)
- ✓ Use the appropriate register for the task (avoid language becoming too informal/using slang)

More Challenging

- ✓ Develop your ideas and opinions in detail
- ✓ Use research, evidence and facts to show your knowledge and understanding of the topic
- ✓ Pick a side (agree/disagree with planning) and state clearly your opinions throughout

Most Challenging

- ✓ Take the lead – ask questions to help move the discussion forward
- ✓ Evaluate. How will this attraction benefit/effect the local community? Are there already attractions of this kind in Powys? Will this attraction be successful?

Reading Text: 'Downhill All the Way in the Welsh Valleys'
by Christopher Wakling.

How does the report try to persuade you to visit BikePark Wales?

You should write about:

- what is said about the place
- the words and phrases used
- any other ways the writer tries to persuade you to visit



Downhill All the Way in the Welsh Valleys

I have always liked the sound of the word hooning, without really knowing what it means. I think I do now. When a mountain biker is hooning, he or she is flying down a big hill, grinning. BikePark Wales is hooning heaven. As the name suggests it is a mountain bike park in Wales, just outside Merthyr Tydfil. The centre boasts miles of beautiful countryside and challenging downhill tracks. Try it out – you are sure to end up hooning.

What it says about the place:

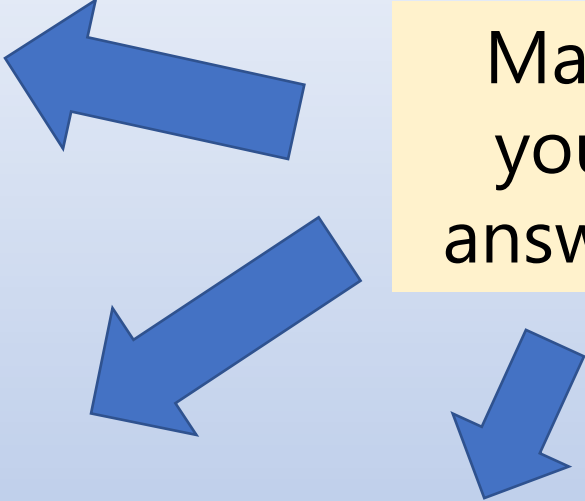
- it is enjoyable 'grinning'
- set in miles of 'beautiful countryside'
- downhill tracks are challenging – it is the most ambitious mountain park in Wales
- it took five years to build
- twenty-three tracks of differing degrees of difficulty, designed to suit all ages and abilities
- the 'uplift service' is in great demand so it must be popular
- value for money £30 a day for 'uplift service', £5 a day to use routes, under 10s go free
- been built by mountain bikers who have designed the course to make it fun
- has a bike shop/hire shop/cafe etc. – plenty of facilities

Words and phrases used:

- 'hooning heaven' describes the sheer bliss of mountain biking
- routes involve 'steep descents' and 'aerial leaps' and are 'challenging' and 'exhilarating'
- bikers who have designed the course are described as 'passionate'
- 'zoomed dramatically downwards' makes it sound exciting/invigorating 'felt fantastic'
- cafe described as 'splendid' and the bacon sandwiches 'scrumptious'
- guarantee 'you'll never forget'

How does the report try to persuade you to visit BikePark Wales?

Mark
your
answer!



Other ways the writer tries to persuade you to visit:

- it is clearly very popular/need to book in advance
- it is so big that in a day only half the routes can be covered
- emphasis on having fun – grinning, 'smile on everyone's face' clear aim
- thirty-five thousand riders expected in first year from all over Europe
- imperative 'Try it out' – encourages you to have a go – confident you'll enjoy it

Writing task: Describe a time you rode on a fairground ride/ rollercoaster/ theme park attraction

What descriptive writing skills do you remember from previous learning? Test yourself using the BBC Bitesize quiz:

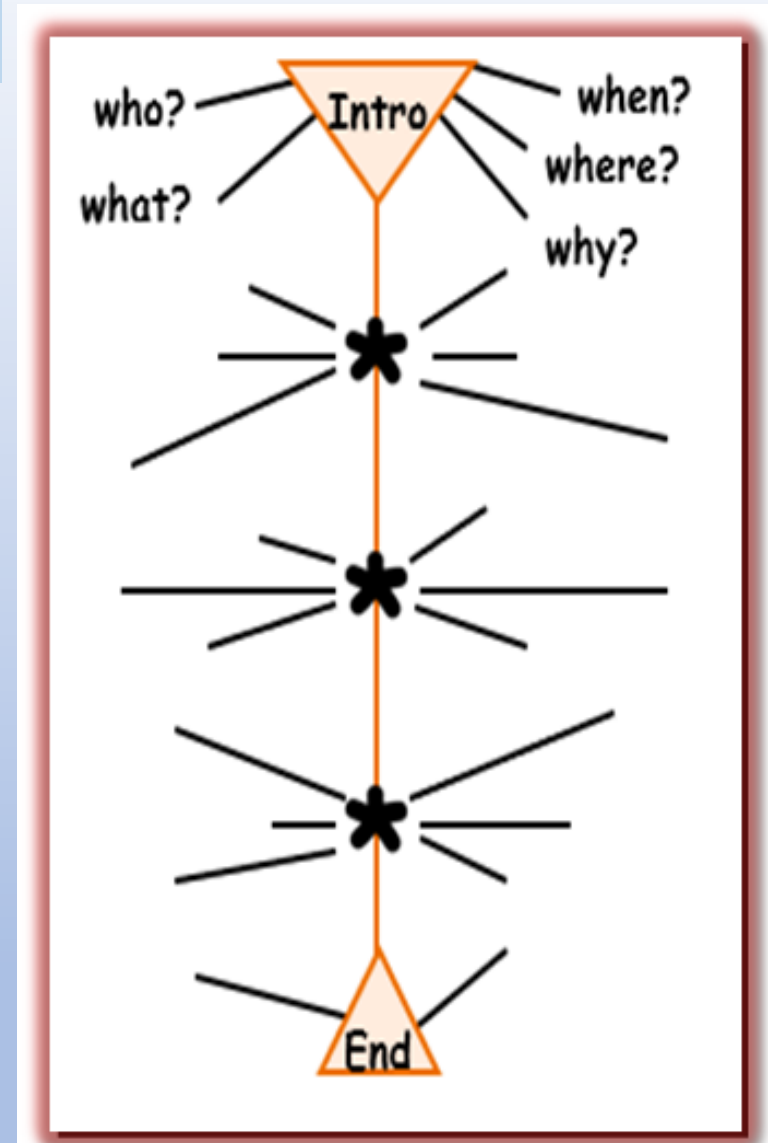
<https://www.bbc.co.uk/bitesize/guides/zpp4kqt/test>

Step 1 – Plan your ideas

Choose a ride to describe. It could be a fast and scary ride or a water ride that soaks you. It could be a small child's ride from when you were little. It should be one you have been on.

Now complete a recount planning skeleton.

Need help? Have a look at the planning skeleton on the next slide for ideas!

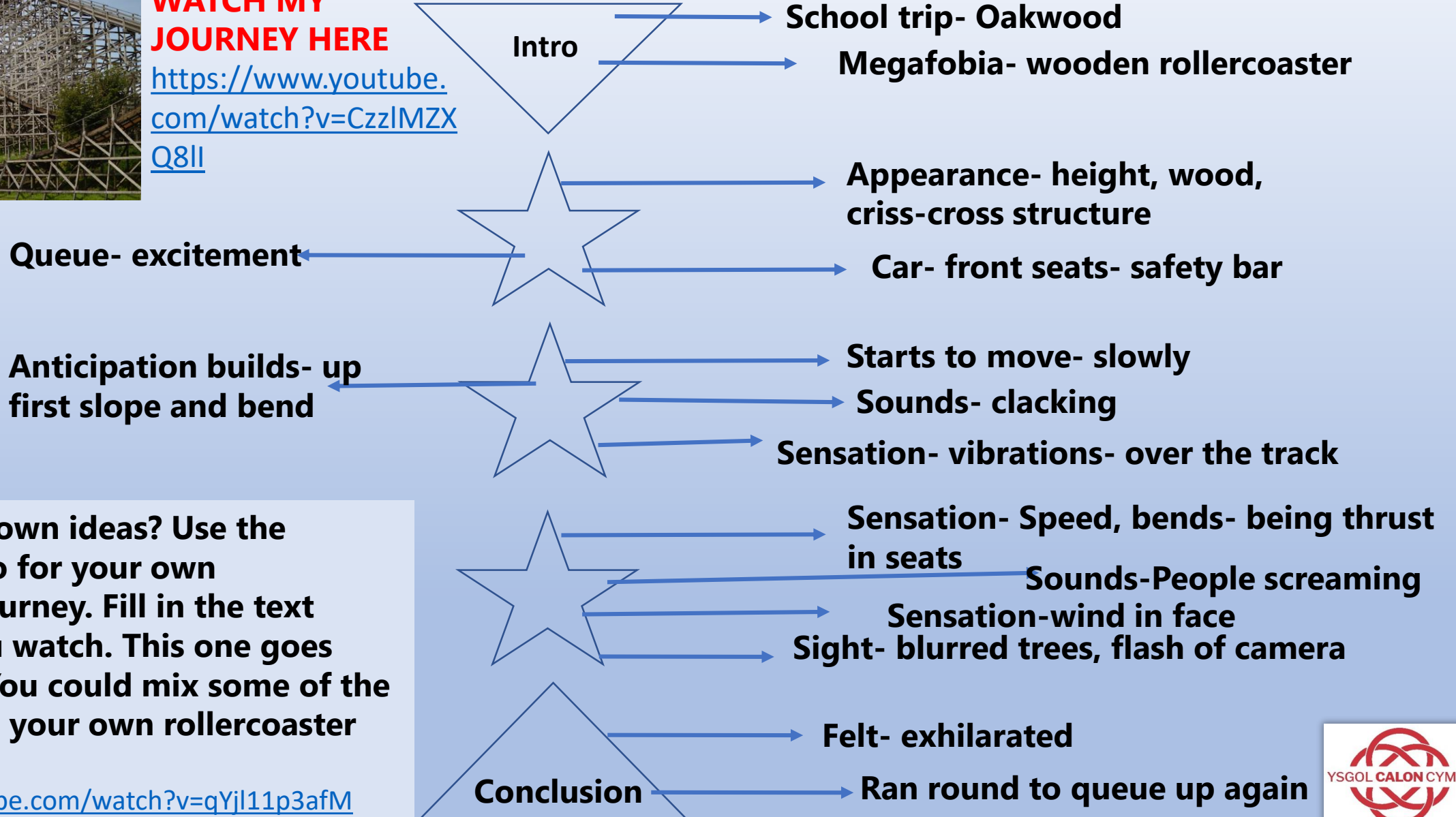


WAGOLL - PLANNING SKELETON



WATCH MY JOURNEY HERE

<https://www.youtube.com/watch?v=CzzlMZXQ8ll>



Stuck for your own ideas? Use the following video for your own rollercoaster journey. Fill in the text skeleton as you watch. This one goes upside down. You could mix some of the ideas here with your own rollercoaster experiences.

<https://www.youtube.com/watch?v=qYjl11p3afM>

WAGOLL (what a good one looks like)

Which techniques can you find?

Techniques used:

- Fact
- Adjective
- Simile
- Personification
- Alliteration
- Metaphor
- Adverb
- Verb
- Repetition

I remember a school trip to Oakwood in which I had my very first ride on Megafobia, the UK's only wooden rollercoaster. I had looked up in awe at the impressive, gigantic wooden structure of criss-crossed timber. Queuing up with my friends, I felt as excited as a five year old at Christmas. I couldn't wait to get onto the terrifying beast!

I couldn't believe my luck when we were herded into the front seats of the shiny black carts. My heart was already beating hard against my chest. The cold hard bar was secured safely into place on our laps, then we were off!

The start was agonisingly slow as the carriage was pulled up the first slope. I could hear the steady click-clacking and feel the clunking of the cars vibrating over the planks. This all added to my increasing anticipation. I didn't know what to expect but I knew it was going to great.

As we reached the top of the slope the track became level but curved round to the right. The speed started to increase as the first drop loomed ominously, it seemed as though we were hanging over it for ages but in reality it was less than a second. My stomach lurched upwards into my mouth as we plummeted down at one thousand miles an hour. All at once the air was filled with screaming; screams of fear, screams of excitement, screams of pure joy. The ride seemed to get faster and faster, I could only see the trees in the distance as green blurs. The wind was whipping against my face as I grinned in sheer delight. I was thrust forwards and side to side in my seat as I threw my arms in the air for an even wilder ride. I was briefly aware of a bright flash of a camera capturing my joy forever.

Before I knew it, the ride was coming to a stop. It left me feeling exhilarated and on top of the world. I exited my seat and sprinted off, desperate to get back into the queue so I could do it all over again.

CHALLENGE +
What techniques are not listed above? What techniques could be added? Have a go at improving parts of the description by adding any techniques that might be missing?

Writing task: Describe a time you rode on a fairground ride/ rollercoaster/ theme park attraction

How successful were you?

Use this checklist to self-assess your work.



SUCCESS CRITERIA

Challenging

- ✓ Write one-two sides A4
- ✓ Paragraph your ideas – at least 3 main paragraphs
- ✓ Your writing should have a clear beginning, middle and end
- ✓ 'Describe' means focus on the scene itself and the reactions of those involved – use a range of interesting adjectives
- ✓ Your descriptions should be credible and convincing

More Challenging

- ✓ Vary language use with a range of techniques: tripling, simile, personification, metaphor
- ✓ Use a range of ambitious adjectives and verbs to 'colour' the description
- ✓ Vary sentence/paragraph openings and use a range of punctuation for deliberate effect

Most Challenging

- ✓ Fully 'grasps the reader' - completely absorbed in the description.
- ✓ Remember writing at the highest level will be almost error-free.