

1	2	3	4	5	6	7	8	9	10	11	12	13	14	15	16	17	18	19	20	21	22	23	24	25	26
A	B	C	D	E	F	G	H	I	J	K	L	M	N	O	P	Q	R	S	T	U	V	W	X	Y	Z

What are we looking at today?

Do the Math!
Each number matches
with a letter.
2 credits to the
winner!

$13 + 6 =$

$51 - 26 =$

$39/3 =$

$4 \times 4 =$

$100/5 =$

$3 \times 5 =$

$31 - 18 =$

$7 + 12 =$

Black Death Symptoms

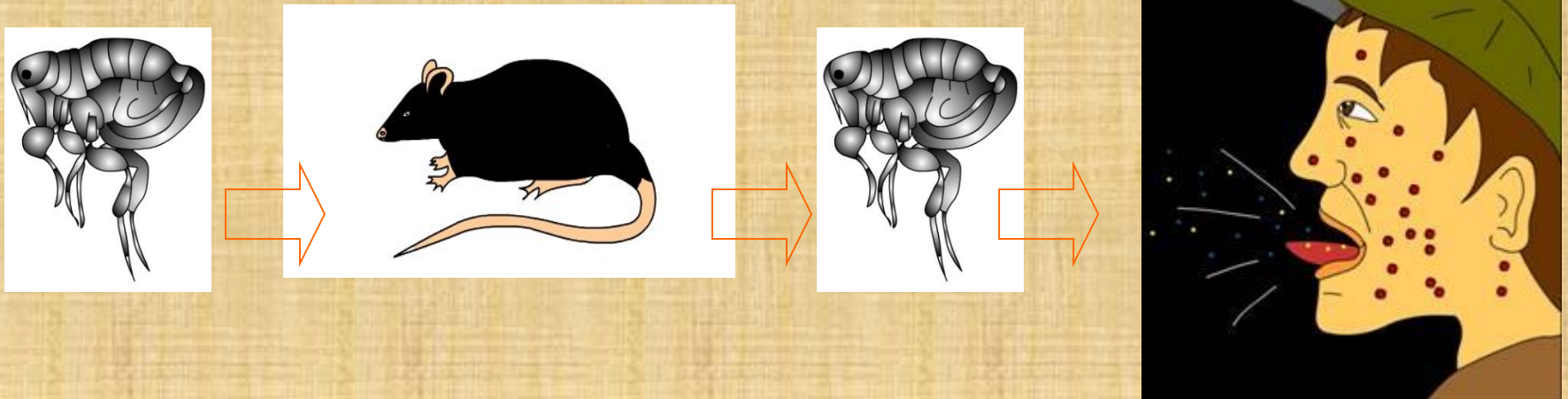
Lesson Objectives

- 1) To learn about Bubonic and Pneumonic plague
- 2) To discover the different symptoms people had.
- 3) To perform the different symptom stages
(If we have time!)

How did the plague spread?

There were two types of plague:

Bubonic plague was the more common and was carried in the bloodstream of rats. Fleas bit the rats and became infected. They then hopped onto humans, bit them and passed on the disease.



Pneumonic plague was more deadly. It was caught by breathing in the germs when an infected person coughed or sneezed.



Task - Answer in FULL sentences

Using the information sheet, answer these questions:

- 1) What were the 2 types of plague?
- 2) How did the Bubonic plague pass onto humans?
- 3) What were the symptoms of the Bubonic Plague?
- 4) What % of people who caught the Bubonic Plague died?
- 5) How did the Pneumonic plague pass onto humans?
- 6) What were the symptoms of the Pneumonic plague
- 7) What % of people who caught the Pneumonic plague died?

Challenge:

There are around 540 people in the school (including staff). If they all caught the Bubonic Plague, how many would live?

Task 1

Read through the symptoms source

Extract a quote for each day showing the symptoms, writing them in the flowchart boxes

Draw these symptoms onto your blank body

If you finish early: Write out a short description **IN YOUR OWN WORDS** about what happens

1.



2.




3.



4.



5.



1. "fierce swellings in the groin or armpit"



2.



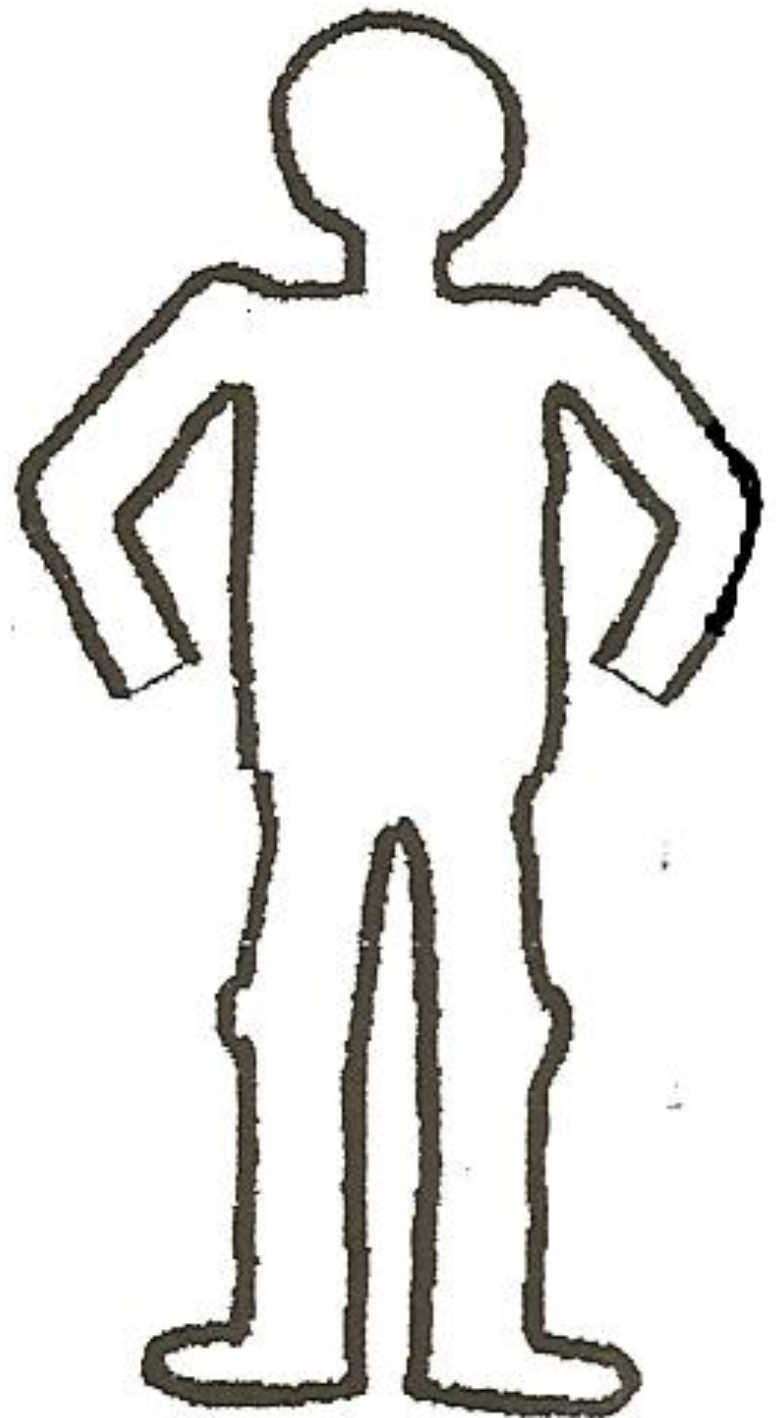
3.



4.



5.



Plenary: Symptoms of the plague. Volunteers needed to act them out!



Day One

Swellings (buboes) appearing in the armpits, groin or neck.

[Next slide](#)

What were the symptoms?

Day 1

Egg-sized lumps (buboes) appeared under the arms and in the groin



Day 2

The patient
began to vomit



Day 3

Patches appeared on the skin, caused by internal bleeding



Day 4

The victim
suffered
uncontrollable
muscular spasms.



Day 5

If the patient was very lucky, the buboes would burst, releasing black pus. In this case, he/she **MAY** survive.



Usually, though, the victim would die