

Learning Objectives:

- Gain an understanding for the **characteristics and versatility** of **Watercolour paints** as an art material.
- **Explore** the way in which you can use watercolours to generate a realistic painting.

LNf Learning Objective:

- **LITERACY TARGET:** Use relevant **keywords** both verbally and as part of annotation.
- **NUMERACY TARGET:** Develop estimation and a basic understanding of proportion, consider the ratio of colours when mixing new colours.

Keywords:

Blend Tone Gradient Layer Tint Shade

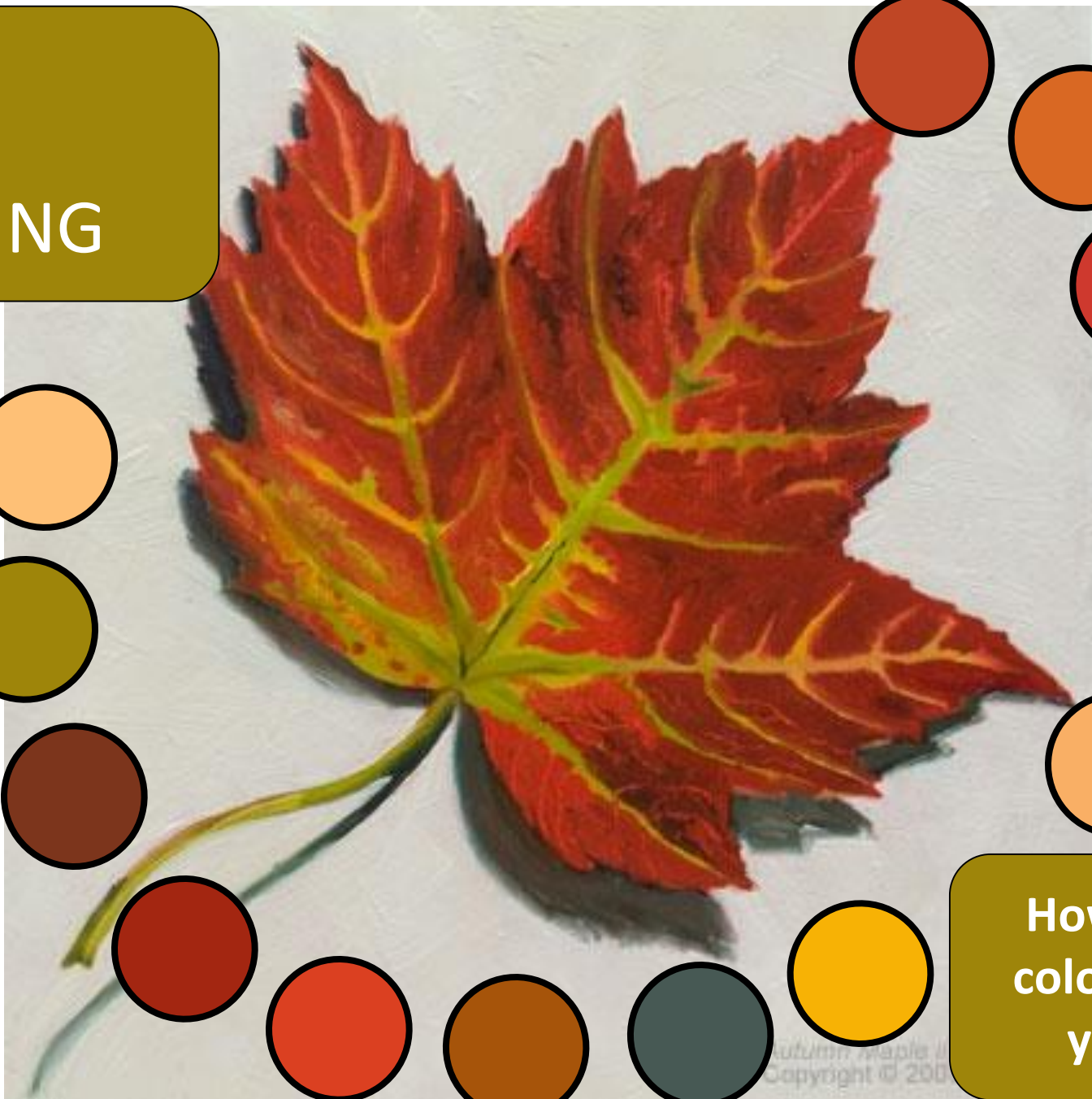










What makes a successful leaf painting?

Success Criteria:



Keywords: Drawing/Recording Tone Colour Detail Blending Shape Accuracy Control

LEAF PAINTING



How many
colours can
you see?

Year 8

Learning aim:

- Gain an understanding for the **characteristics and versatility** of **Watercolour paints** through painting a leaf.
- **Explore** the way in which you can use watercolors' to generate a realistic painting of a leaf.

Objectives:

- The painting has similarities to the leaf in front of you.
- Use 2 or 3 different colours.
- Some simple detail.

Objectives:

- The painting clearly resembles the leaf in front of you.
- Mix a selection of colours that you see in the leaf.
- Use different shades/tones of colours.
- Good recording of detail.

Objectives:


- A strong likeness to the leaf.
- Well matched colours, made through colour mixing.
- The leaf has form by use of a variety of tones.
- Excellent recording of fine detail.



What makes a successful leaf painting?

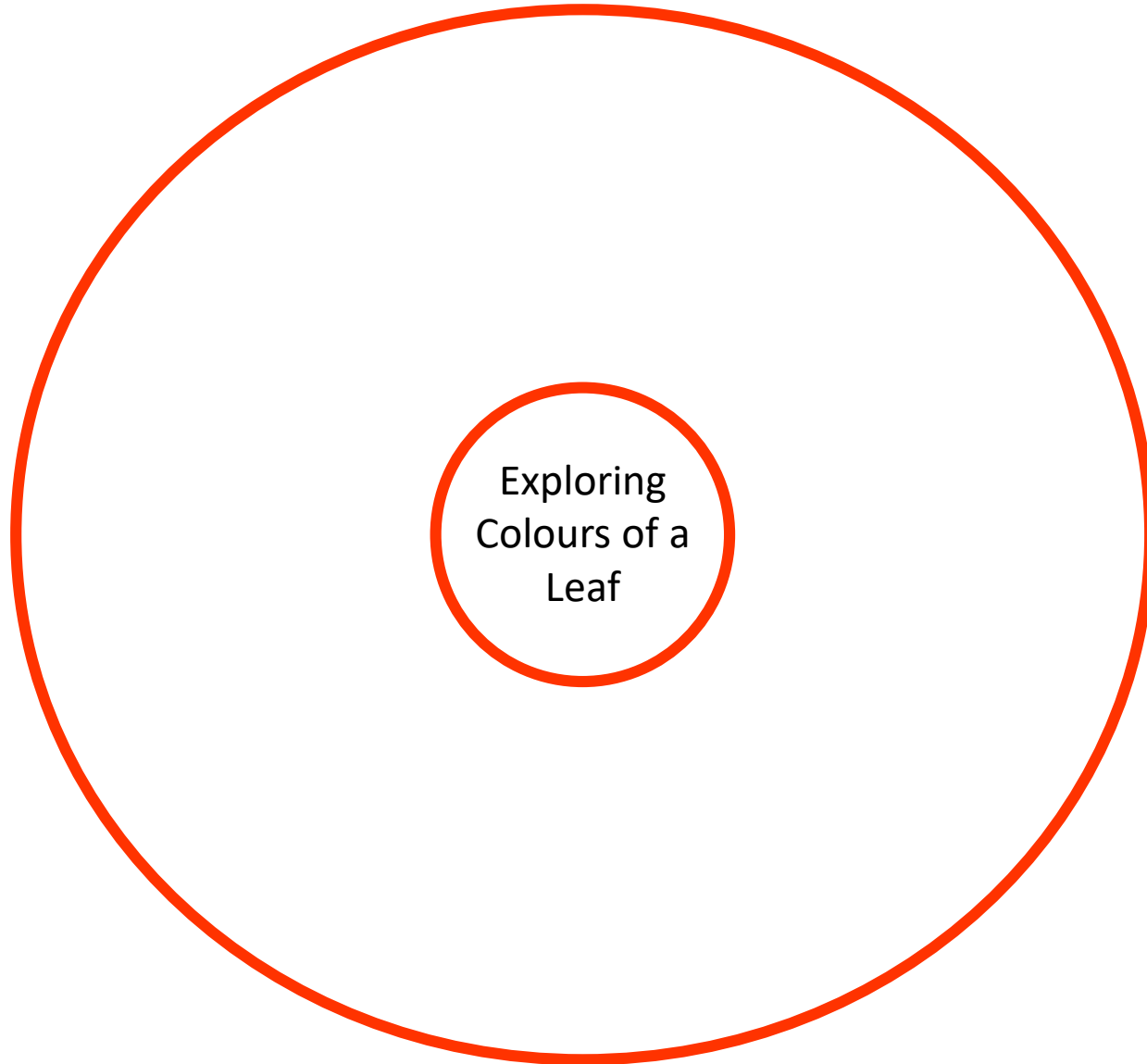
Success Criteria:

- Accurately record the shape of the leaf, good observation.
- Recording the detail, veins, stem, lumps and bumps.
- Include shading, considering where the light hits the leaf, to make it look realistic.
- Include a range of leaf colours, colour mixing, blending from one colour into another.
- Drawing lightly to begin with so it is easy to alter.
- Spend time to accurately record fine detail.



Keywords: Drawing/Recording Tone Colour Detail Blending Shape Accuracy Control

DEFINING IN CONTEX





Keywords: Drawing/Recording Tone Colour Detail Blending Shape Accuracy Control