



Can you work out which band is the odd one out??





BRITPOP!!

By the end of the lesson you will be able to:

1. Organise a general history of Britpop.
2. Analyse a Britpop piece.
3. Explain the important features of Britpop.



Influences.
Also The Kinks and
Art Punk



Post Britpop bands

Reaction to the USA
'Grunge' trend



Growing popularity
of the Pop Group

Started in Camden
Town



Be Here Now by
Oasis, classed as the
end of Britpop



Blur launched the
movement



More Britpop bands
emerged, The
Stone Roses, The
Verve, etc.




Started a cultural
movement
'Cool Britannia'




On going rivalry between
Blur and Oasis. A conflict
based on class and
regional divisions...
as well as music

Start: Influences




Middle



End: Post-Britpop



Now add these events to your timeline



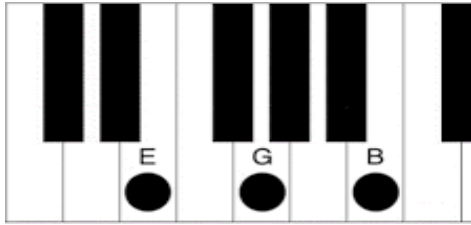
Listening:

- Write down any features you hear in this Britpop piece
- Think about:
 - Instruments
 - Mood
 - Lyrics
 - Melody
 - Accompaniment
 - Dynamics



Instrumental Parts - Wonderwall

E minor



Intro: Em G D A x4

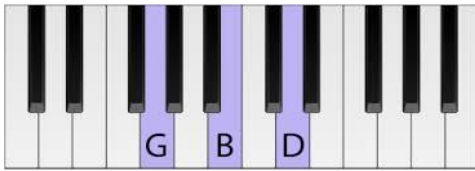
Pre-Chorus: C D Em Em x2

C D G D Em D A AA

Verse: Em G D A x3
C D AA

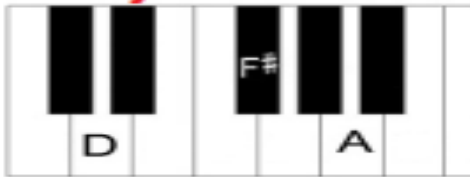
Chorus: C Em G Em x4

G major



Ukulele Part

D Major




Em



Like G...but
lift middle
finger


D_{sus4}



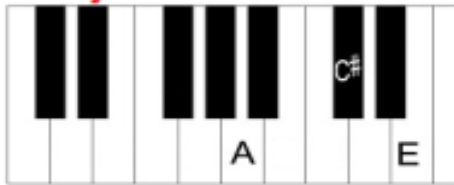
A⁷



C

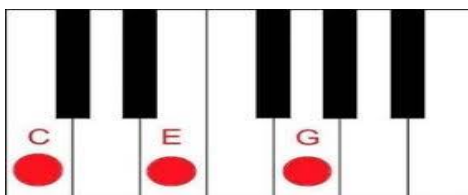


A Major




Guitar Part

C Major




Em



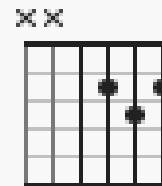
1 2

G



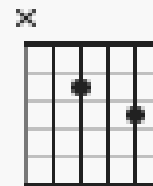
2 1 3

D



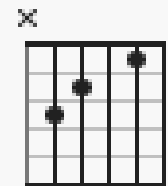
1 3 2

A7sus4



1 2

C



3 2 1

Oasis – Don't Look Back In Anger

Intro

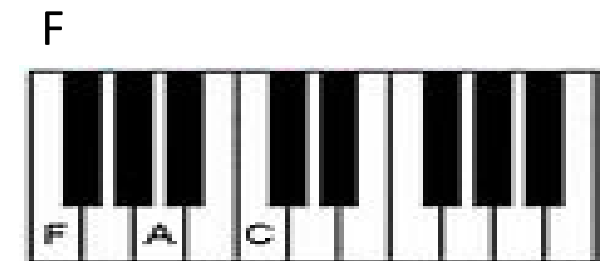
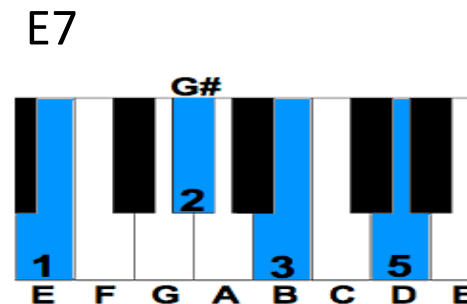
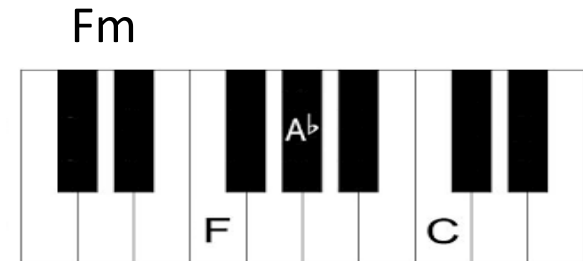
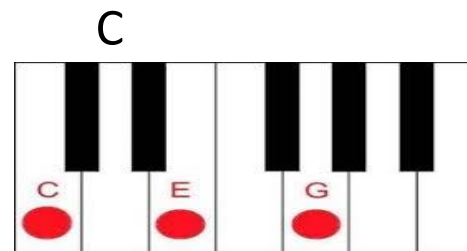
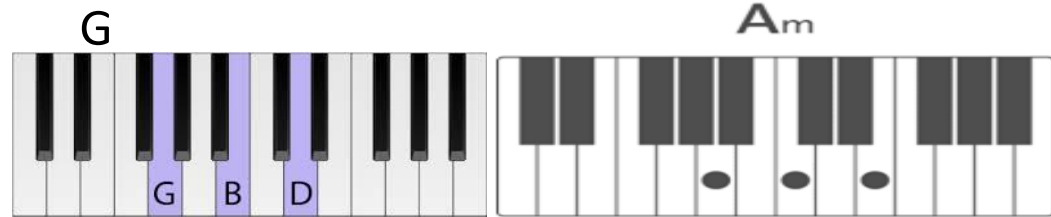
[C] [F] [C] [F][C]

Verse 1

Slip inside the eye of your mind
 Don't you know you might find
 A better place to play
 You said that you'd never been
 But all the things that you've seen
 Slowly fade a-way .

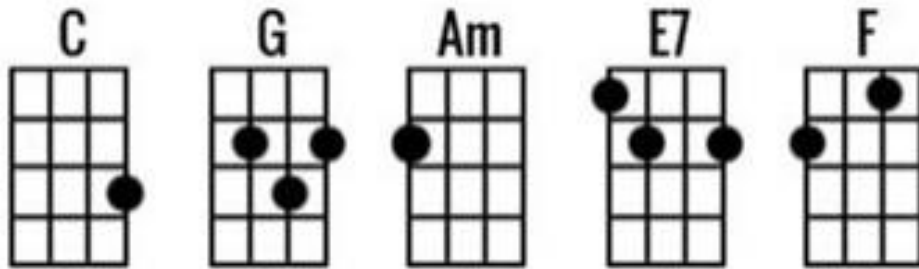
[C] [G] [Am] [E7] [F]
 So Sally can wait, she knows it's too late as she's
 [G] [C] [Am] [G]
 walking on by
 [C] [G] [Am]
 Her soul slides a-way,
 [E7] [F]
 but don't look back in anger
 [G] [C]
 heard you say
 [G] [Am] [E7] [F] [G] [C] [Am] [G]

[F] [Fm]
 So I start a revo-lution from
 [C]
 my bed
 [F] [Fm] [C]
 'Cos you said the brains I had went to my head
 [F] [Fm] [C]
 Step outside, the summertime's in bloom
 [G]
 Stand up beside the fireplace
 [E7]
 Take that look from off your face'Cos
 [Am] [G] [F] [G]
 you ain't ever gonna burn my heart out



Don't Look Back In Anger – Instrument Parts

Ukulele Part



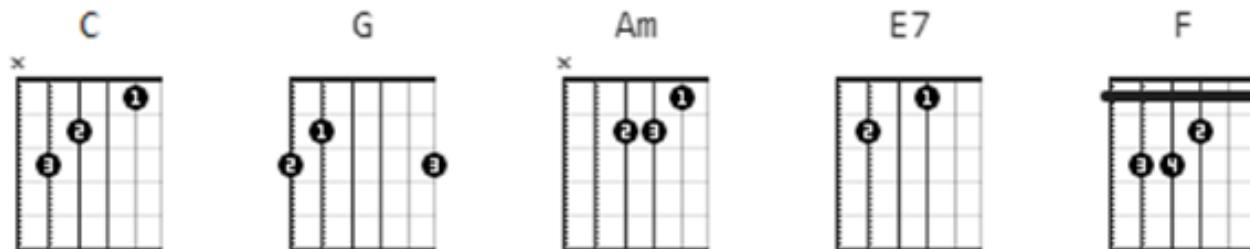
Structure:

Intro: C F C F

Verse: C G Am E7 F C Am G x2 F

Pre-Chorus: F Fm C x3
G E7 Am G F G

Guitar Part



Chorus: C G Am E7 F G C Am G
C G Am E7 F G C

Solo: G Am E7 F G C Am G

Cover work lesson:

Create a design or poster for a record/CD cover based on your favourite **Britpop song** or **album** or **band**

During the next lesson you will show your poster to the class and explain your reasons.

Make sure that your poster is Colourful and uses pictures. You could bring in a musical example if you would like to play it for the class.

